

BEAM SEATING

FOCUS BEAM



FEATURES

- » Optional 2 or 3 seater
- » Suitable for indoor use only
- » Fully welded black metal frame
- » Twin seat support bars
- » Adjustable feet
- » Available in local fabrics
- » 4 Year warranty
- » Weight limit for 2 seater is 200kg
- » Weight limit for 3 seater is 300kg

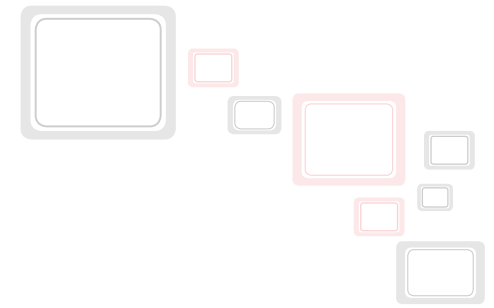


FOCUS BEAM

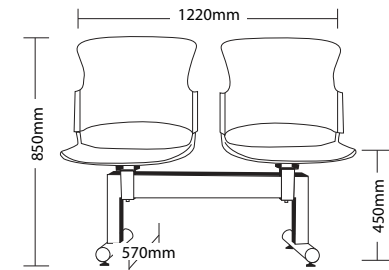


WEIGHT LIMIT
200
Kilogram

F-BEAM 2U



SIZE

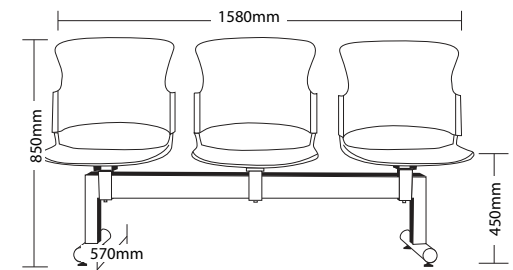


F-BEAM 2



WEIGHT LIMIT
300
Kilogram

F-BEAM 3U



F-BEAM 3