



Gen-A

Bench series

GEN-A is a system of Benches, Desks and tables. The end legs are based on a simple “A” Shape aesthetic with beautifully finished details and carefully selected materials, the range is designed to offer a wide variety of combinations in width, height and length.

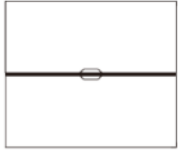
The steel construction can be finished in white, black or customer specific powder coat as well as with end legs with a real Ash wood leg insert. Screen options include full fabric wrapped, Perspex blades on a track or Slimline aluminium framed screens with laminated or veneer work surfaces.



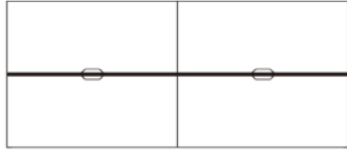


Quick Ship worktop size:

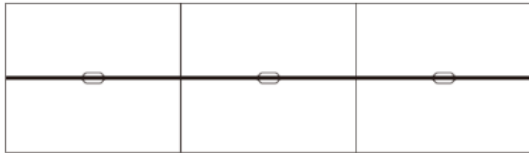
750 – mm Deep
1200.1500.1800.2100 – mm Wide
*Other sizes available



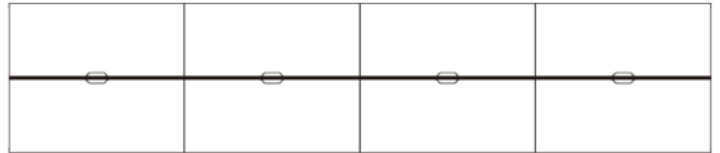
2
Person



4
Person



6
Person



8
Person

Above Desk Screens



GEN-A Screen - Zoff 9mm full fabric wrapped screen joined into one with 80mm rounded top corners

320/480mm High
1050/1200/1500/1800/2100mm Wide



Slimline III Above Desk - Alloy frame screen 30mm thick upholstered in fabric with function rail

320/480mm High
750/1200/1500/1800/2100mm Wide



OXO Screen - Full fabric wrapped screen with tapered design and rounded top corners

300/400mm High
1155/1355/1655mm Wide



Track Screen - Perspex or Echopanel screen mounted on central track system

380mm High
750/1200/1600mm Wide



Desk

750mm Deep
1200/1500/1800/2100mm Wide



L-Shape (Modesty panel optional)

600/750mm Deep
1500/1800mm Wide



120° 3-Way Workstation

750mm Deep
1050/1200mm Wide

Slimline111 Series – Above desk
320/480mm High | 1050/1200mm Wide
*No screen, Track or OXO screens also available

Leg option




All white

Wood/White

All black

Wood/Black

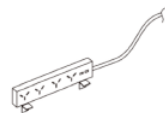
Optional Power and accessories



Cable support tray



Under desk top
4 x GPO + 4 x DATA
(Data housing only)



Above desk top Power rail
4 x GPO + 3 x DATA
(Data housing only)



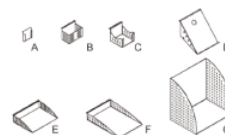
Desk top inset power box
4 x GPO + 4 x DATA
(Data housing only)



Umbilical cord
Silver, White, Clear
Round or square



50 x 50 Power pole



A) Business card holder. B) Pencil box.
C) Note pad holder. D) Phone holder.
E) Side load A4 tray. F) Front load A4 tray.
G) File/Binder holder.

Finishes



Evolve range:



1. Mysterious 2. Butterfly Blue 3. Misty Blue 4. Granite 5. Horizon 6. Flax 7. Shadow 8. Snow 9. Ghosting 10. Sand 11. Gumleaf 12. Herb 13. Rustic

Powder coat finish



Black White

Worktop finish



Quick ship White Young Beech Lemon Tree Oyster Linea

All rights reserved. Design, size and specification may change without notice. Goods subject to stock availability. All measurements are in millimeter. Certain products only available in stock finishes. The colors shown on this brochure are as close to the actual colors as possible, however they are for illustrative purposes only. For actual color samples, please ask your sales consultant.



FS 623709 EMS 623711